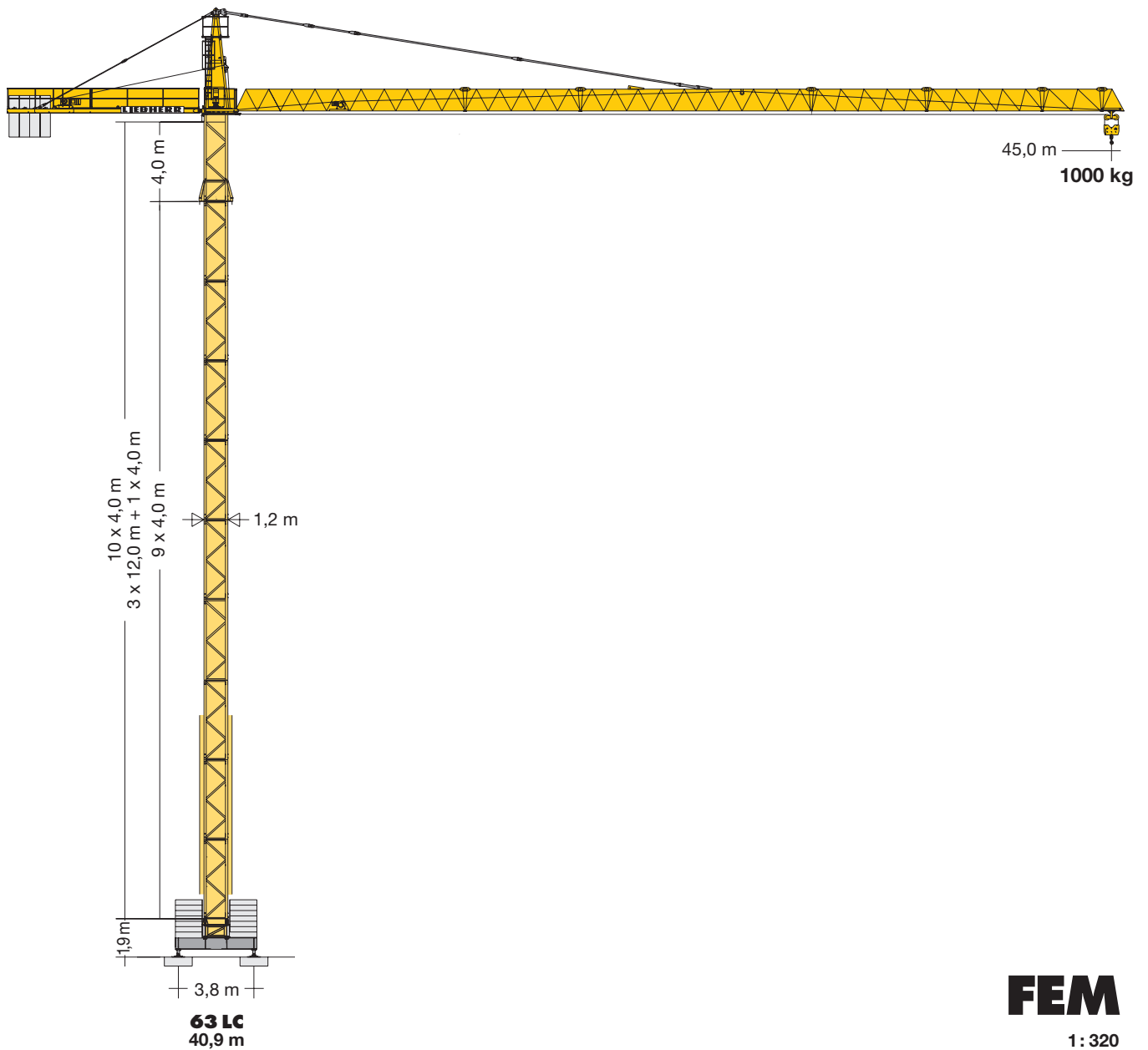


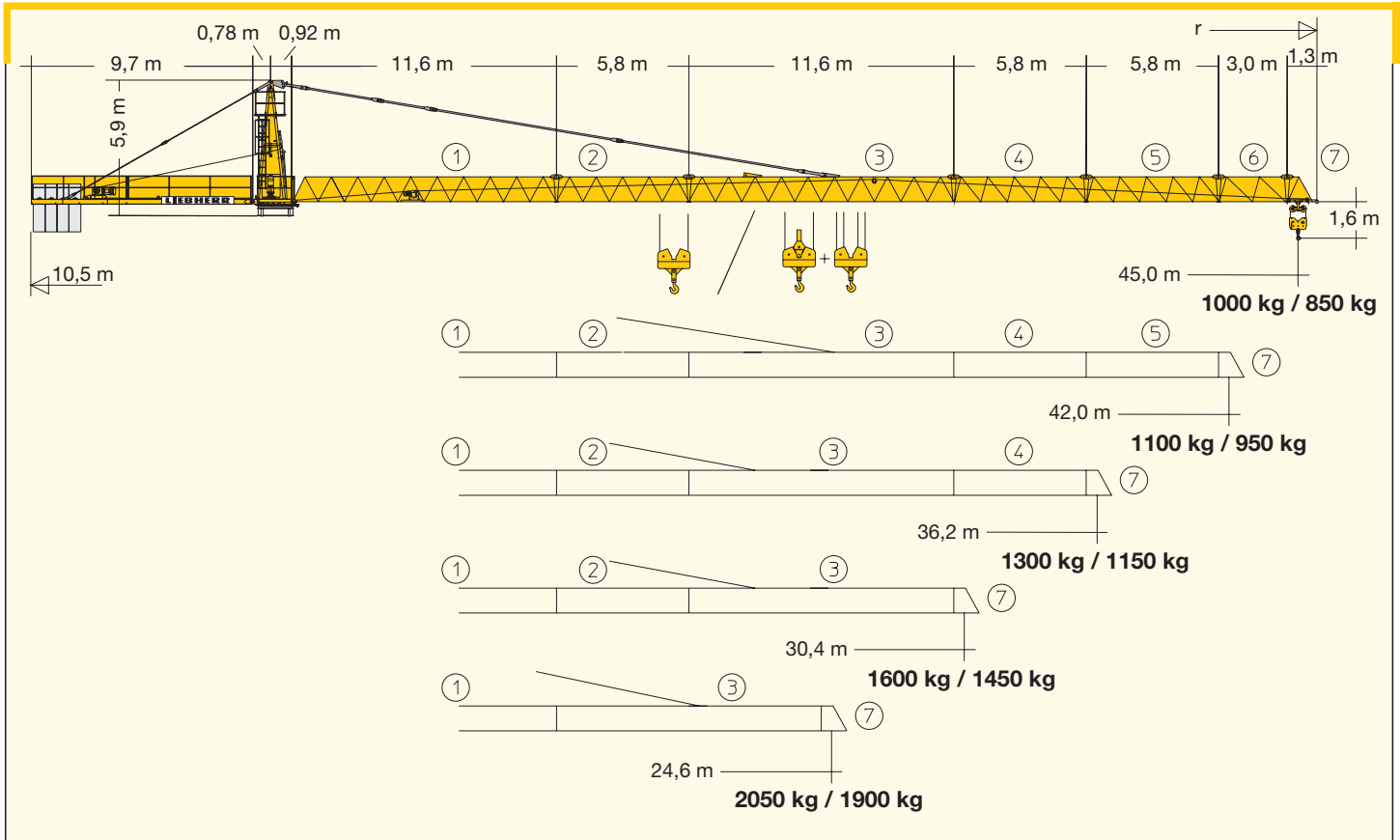
# Turmdrehkran 50 LC

Tower Crane / Grue à tour / Gru a torre  
Grúa torre / Guindaste de torre



# LIEBHERR

Courtesy of Crane.Market



## Gewicht

Weight / Poids / Peso / Peso / Pesos

<b>Zentralballast</b> / Central ballast Lest de base / Zavorra centrale Lastro central / Lastre central	50000 kg		(Ausl. 45 m)	9000 kg		19800 kg
---	----------	--	--------------	---------	--	----------

## Hubhöhe

Hoisting height / Hauteur sous crochet / Altezza di sollevamento / Altura bajo gancho / Altura de montagem

		63 LC				
4 m	12 m					
10		-	40,9*	40,5*	39,3*	-
9	3	37,0*	36,9*	36,5*	35,3*	47,1*
8		33,0	32,9	32,5	31,3	43,1*
7		29,0	28,9	28,5	27,3	39,1
6	2	25,0	24,9	24,5	23,3	35,1
5		21,0	20,9	20,5	19,3	31,1
4		17,0	16,9	16,5	15,3	27,1
3	1	13,0	12,9	12,5	11,3	23,1
2		9,0	8,9	8,5	7,3	19,1
1		5,0	4,9	4,5	3,3	15,1
0						11,1
		m	m	m	m	m



**Weitere Hubhöhen auf Anfrage.** / Further hoist heights on request. / Hauteurs sous crochet sur demande. / Altre altezze di sollevamento: su richiesta. / Outras alturas de elevação: conforme ao pedido. / Para alturas bajo gancho superiores, consultar.

\*\* nicht kletterbar / not for climbing / non télescopable / non telescopabile / no trepable / no telescopabel

# Ausladung und Tragfähigkeit

Radius and capacity / Portée et charge / Sbraccio e portata / Alcances y cargas / Alcance e capacidade de carga

m	r	m / kg	m/kg													
			10,0	12,0	14,0	16,0	18,0	20,0	24,6	27,0	30,4	33,0	36,2	39,0	42,0	45,0
45,0 (r = 45,9)		2,1-20,4 2500						2500	2050	1830	1600	1450	1300	1190	1100	1000
42,0 (r = 42,9)		2,1-20,4 2500						2500	2050	1830	1600	1450	1300	1190	1100	
36,2 (r = 37,1)		2,1-20,4 2500						2500	2050	1830	1600	1450	1300			
30,4 (r = 31,3)		2,1-20,4 2500						2500	2050	1830	1600					
24,6 (r = 25,5)		2,1-20,4 2500						2500	2050							

m	r	m/kg	m/kg														
			10,0	12,0	14,0	16,0	18,0	20,0	24,6	27,0	30,4	33,0	36,2	39,0	42,0	45,0	
45,0 (r = 45,9)		2,1-19,0 2500	2,1-12,7 4000	4000	4000	3570	3060	2730	2400	1900	1680	1450	1300	1150	1040	950	850
42,0 (r = 42,9)		2,1-19,0 2500	2,1-12,7 4000	4000	4000	3570	3060	2730	2400	1900	1680	1450	1300	1150	1040	950	
36,2 (r = 37,1)		2,1-19,0 2500	2,1-12,7 4000	4000	4000	3570	3060	2730	2400	1900	1680	1450	1300	1150			
30,4 (r = 31,3)		2,1-19,0 2500	2,1-12,7 4000	4000	4000	3570	3060	2730	2400	1900	1680	1450					
24,6 (r = 25,5)		2,1-19,0 2500	2,1-12,7 4000	4000	4000	3570	3060	2730	2400	1900							


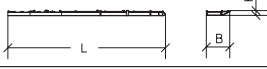







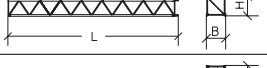
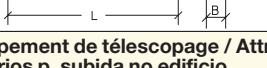
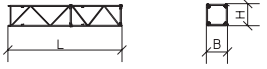

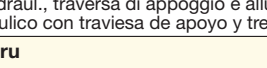




# Antriebe

Driving units / Mécanismes d'entraînement / Azionamenti / Mecanismos / Mecanismos

	U/min 0 - 0,8 sl./min tr./min	5,0 kW EDC
	19,0 / 38,0 m/min 21,0 / 42,0 m/min	1,0 / 1,8 kW 1,5 / 3,0 kW
	20,0 m/min	2 x 2,2 kW
	<b>kVA</b>	14,0 kW 14,0 kW FU 22,0 kW 26,0 26,0 35,0

		Stufe / Step Cran / Marcia Marcha / Marcha		kg	m/min
	3,2 / 14,0 / 14,0 kW 57,0 m LS-Trommel	4 <b>Lagen</b> Layers Couches Strati Camadas Capas	1	2500	2500 6,2
			2	2500	2500 27,0
			3	1300	1200 54,0
	90,0 m LS-Trommel	6 <b>Lagen</b> Layers Couches Strati Camadas Capas	1	2400	2300 6,5
			2	2400	2300 28,5
			3	1200	1100 57,0
	149,0 m LS-Trommel	5 <b>Lagen</b> Layers Couches Strati Camadas Capas	1	2500	2500 6,2
			2	2500	2500 28,0
			3	1700	1600 58,0
	57,0 m LS-Trommel	4 <b>Lagen</b> Layers Couches Strati Camadas Capas	1	2500	2500 5,0
			2	2500	2500 25,0
			3	1900	1800 36,0
	90,0 m LS-Trommel	6 <b>Lagen</b> Layers Couches Strati Camadas Capas	4	1300	1200 52,0
			1		4000 2,5
			2		4000 12,5
			3		3800 18,0
			4		2600 26,0
			1	2500	2500 5,2
			2	2500	2500 26,0
			3	1750	1650 37,0
			4	1200	1100 54,0
			1		4000 2,6
			2		4000 13,0
			3		3500 18,5
			4		2350 27,0

Montagegewichte: siehe Betriebsanleitung. / Erection weights: see instruction manual. / Poids de montage: voir manuel de service. / Pesi di montaggio: vedasi le istruzioni sull'uso. / Pesos de montagem: vejãem-se as instruções p. uso. / Peso para el montaje: según manual.

<b>Kranoberteil</b>		Upper part of crane / Partie supérieure de grue / Parte superiore della gru Parte superior grúa / Parte superior do guindaste		L (m)	B (m)	H (m)	kg*
Pos. Item Rep. Voce Pos. Ref.	Anz. Qty. Qta. Cant. Cant.	<b>Turm Spitze mit Kud-Auflage</b> Tower head section with slewing ring support Porte-flèche avec pivot / Testa porta-braccio con supporto ralla Cabeça de apoio de lança / Cabeza de torre con asiento de pista		5,57	1,86	1,73	2530
1	1						
2	1	<b>Gegenausleger</b> / Counter-jib Contre-flèche / Contrabaccio Contra-lança / Contrapluma		9,79	1,46	0,36	960
3	1	<b>Ausleger-Anlenkstück</b> / Jib heel section Pied de flèche / Settore articolato di braccio Base articulada de lança / Pluma tramo primero		11,85	1,04	1,30	① 1070
4	1	<b>Ausleger-Zwischenstück</b> / Intermediate jib section Élément intermédiaire de flèche / Spezzone di braccio Peça suplementar da lança / Tramo intermedio pluma		5,94 11,80 5,94 3,18	0,95 0,95 0,95 0,95	1,22 1,32 1,22 1,22	② 401 ③ 810 ④ 261 ⑤ 210 ⑥ 111
5	1	<b>Ausleger-Kopfstück</b> / Jib head Pointe de flèche / Punta freccia Cabeça de lança / Tramo punta de pluma		1,45	1,04	1,37	⑦ 80
6	1	<b>Podeste</b> / Platforms Plates-formes / Plattaforma Plataforma / Plataforma		1,21	0,33	0,77	66
7	1	<b>Laufkatze</b> / Trolley Chariot / Carrello Carrinho / Carrito		0,95	1,13	0,62	151
8	1	<b>Unterflasche</b> / Bottom Moufle / Bozzello Gancha / Potipasto		0,75	0,24	0,98	104
9	1	<b>Hubwerk 11 kW</b> / Winch Treuil / Argano / Mecanismo elevatoria Mecanismo elevación carga		1,25	1,23	0,55	450
<b>Turm</b>		<b>Tower / Mât / Torre</b> Torre / Torre					
10	1	<b>Turmstück</b> / Tower section Élément de mât / Elemento di torre Torre / Torre		12,0 m 4,0 m	12,27 4,27	1,20 1,20	2435 945
11	1	<b>Grundturmstück</b> / Base tower section Mât de base / Elemento di torre base Tramo torre base / Peça de base de torre		12,00	1,42	1,42	3343
<b>Klettereinrichtung</b>		<b>Climbing equipment / Equipement de télescopage / Attrezzatura per allungamento della gru</b> Equipo de trepado / Acessórios p. subida no edificio					
12	1	<b>Führungsstück kpl.</b> / Guide section cpl. Cage télescopique cpl. / Gabbia de sopraelevazione compl. Peça de guia compl. / Torre de montaje completa		8,92	1,65	1,75	1890
13	1	<b>Führungsstück Turmstück</b> / Tower guide section Élément de mât télescopique / Gabbia de sopraelevazione Peca de guia / Tramo torre de montaje		4,27	1,66	1,66	1120
14	1	<b>Hydraulikanlage, Stütz- und Klettertraverse</b> / Hydraulic unit, supporting and climbing cross members Système hydraul. avec traverses d'appui et de télescop. / Sist. idraul., traversa di appoggio e allugam. gru Instalação hidráulica, travessa de apoio e subida / Sistema hidráulico con traviesa de apoyo y trepade		4,86	0,95	0,70	580
<b>Unterwagen</b>		<b>Undercarriage / Châssis / Carro della gru</b> Carro con mástil / Carro de guindaste					
15	1	<b>Unterwagen-Rahmen</b> / Undercarriage frame Cadre de châssis / Intelaiatura carro Estrutura do carrinho / Bastidor carretón		4,12	0,94	1,39	2575
16	2	<b>Tragholm</b> / Arm Longeron / Longherone Travessa / Brazo		4,10	0,30	0,60	935
17	2	<b>Fahrschemel mit Antrieb</b> / Rail bogie with drive Bogie moteur / Telajo con gruppa propulsore Quadra sem grupa de propulsão / Caja rodillo motriz		0,78	0,84	0,53	297
18	2	<b>Fahrschemel ohne Antrieb</b> / Rail bogie without drive Bogie fou / Telajo senza gruppa propulsore Quadra com grupa de propulsão / Caja rodillo conducido		0,66	0,30	0,51	204
19	-	<b>Seile und Kleinteile</b> / Small parts and ropes / Accessoires et câbles Accesori cavi / Acessorios e cabos / Accesorios y cables		-	-	-	1300

\* Einzelgewichte. / Single weights. / Poids individuels. / Pesi di componenti. / Pesos de peças componentes. / Pesos unitarios.

### Konstruktionsänderungen vorbehalten!

Subject to alterations! / Sous réserves de modifications!  
Si fa riserva di modifiche! / Salvo modificação da construoão!  
¡Sujeto a modificaciones!

### Sämtliche Angaben erfolgen ohne Gewähr. / This information is supplied without liability.

Ces renseignements sont sans garantie. / Le indicazioni contenute si intendono salvo errori ed omissioni.  
Declinamos toda responsabilidad derivada de la información proporcionada. / Declinamos qualquer  
responsabilidade quanto à informação fornecida.